


BEYOND[®]

GUARDIAN AIR

230V



AIR PURIFICATION SYSTEM

READ MANUAL CAREFULLY FOR PROPER USE AND OPERATION.



2017 Space Technology
Hall of Fame Inductee

The energy efficiency of this ENERGY STAR qualified model is measured based on a ratio between the model's CADR for Dust and the electrical energy it consumes, or CADR/Watt.

GENERAL INFORMATION

CONTENTS

General Information 2

Important Safety Instructions 3

Product Features 4

Operation. 5

Settings. 5

Maintenance 5

Filters 6

ActivePure® Cell. 6

Changing the Filters 6

Replacement Parts & Service. 6

Warranty Information 7

SPECIFICATIONS

Power Consumption:

- 23 to 80 watts

Input Voltage:

- 220 - 240 VAC 50 - 60Hz

Motor:

- 230 VAC 0.28 A

Air Exchange:

- 4.2 changes per hour (351 / sq. ft.)

Airflow Rate:

- Speed 1: 75 CFM130 m³/h
- Speed 2: 95 CFM160 m³/h
- Speed 3: 150 CFM250 m³/h
- Speed 4: 240 CFM410 m³/h

Dimensions:

- 23" H x 20"W x 11"D
- 590mm H x 500mm W x 275mm D

Weight:

- 34 lbs
- 15.5 kg

Noise Level (Sound pressure level):

- Speed 1: 32 dB(A)
- Speed 2: 39 dB(A)
- Speed 3: 46 dB(A)
- Speed 4: 58 dB(A)

Beyond By Aerus reserves the right to change or modify any specification without notice.

FILL IN AND SAVE

Locate the serial number of your new Beyond Guardian Air and write it here. Retain it for future reference.

Model No. _____

Serial No. _____

Date of Purchase _____

Beyond by Aerus Distributor _____

Distributor's Office Phone No. _____

Distributor's Office Address _____

If you have any questions regarding the use of this or any Beyond by Aerus product, please call toll-free: 1-800-572-0502.

PRODUCT OVERVIEW

Ready to start breathing cleaner air? First, read this owner's manual to ensure that you use the Beyond Guardian Air safely and effectively. Then plug it in, turn it on and... breathe. Don't hear anything? The Beyond Guardian Air is so quiet, you may not realize it's on. But as the Beyond Guardian Air system removes dust and pollen from your indoor environment, we think you'll notice the difference.

IMPORTANT SAFETY INSTRUCTIONS



WARNING: When using an electrical appliance, basic precautions should always be taken.



WARNING: To reduce risk of fire, electrical shock, or injury to persons, observe the following:

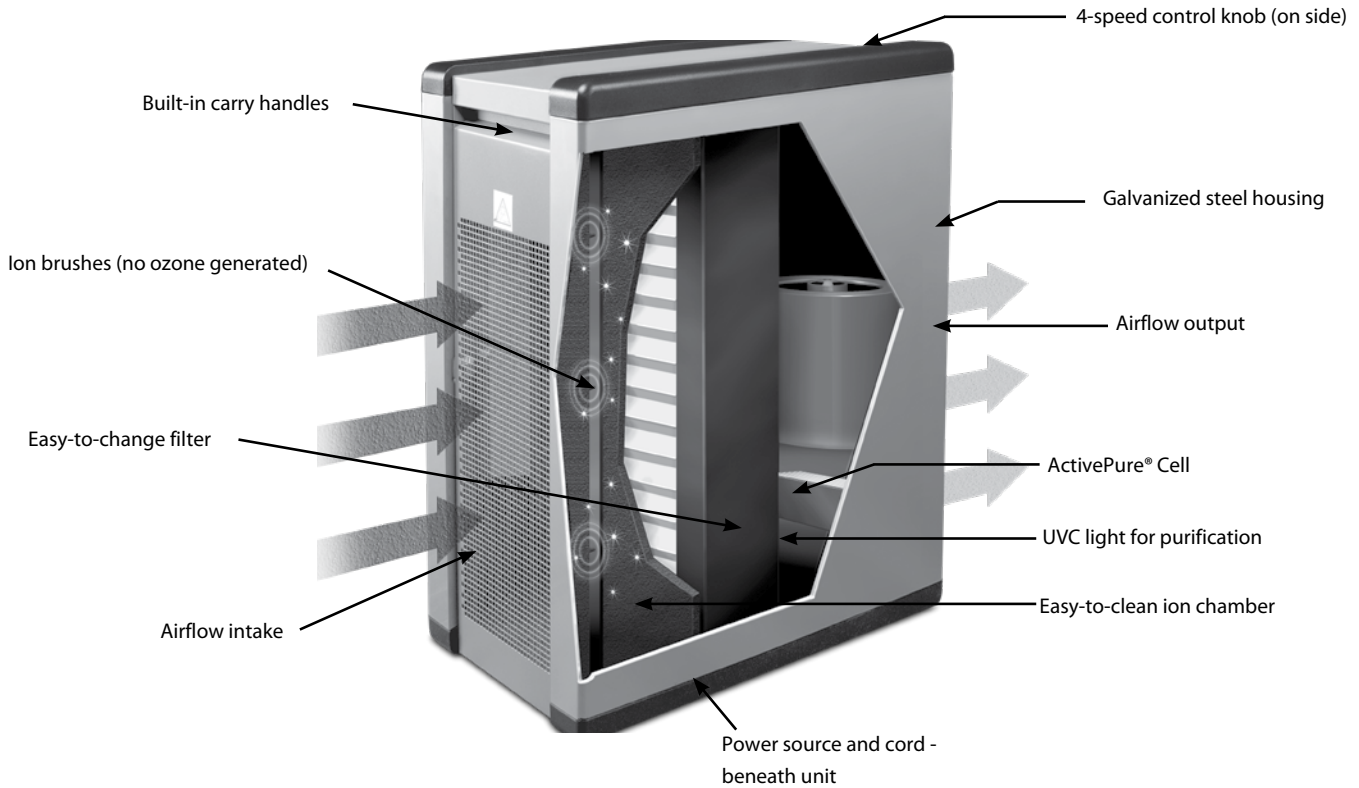
Read all instructions before using this product.

- Use only as described in this manual
- Do not attempt to repair or adjust any of the electrical or mechanical functions of the Beyond Guardian Air. Contact Beyond by Aerus Customer Service for service information
- Unit will automatically turn off when the front door is open for cleaning and filter replacement
- Do not use filters other than authorized Guardian Air filters
- Do not use outdoors or on wet surfaces
- Do not look directly at the UV light inside unit when operating. Eye damage may occur
- Do not allow to be used as a toy. Close attention is necessary when operated by or near children
- Do not use with damaged cord or plug. If appliance is not working as it should, has been dropped, damaged, left outdoors, or dropped into water, return it to a service center
- Do not pull or carry by cord, use cord as a handle, close door on cord, or pull cord around sharp edges or corners. Keep cord away from heated surfaces
- Do not unplug by pulling on cord. To unplug, grasp the plug, not the cord
- Do not handle plug or appliance with wet hands
- Do not allow foreign objects to enter the ventilation or exhaust openings
- Keep hair, loose clothing, fingers, and all parts of body away from openings and moving parts
- Turn off all controls before unplugging
- To avoid electric shock and fire hazards, plug directly into an appropriate electrical outlet (see voltage on unit) using cable provided (beneath unit)
- To reduce the risk of electrical shock, this appliance has a grounded plug (with a third prong). This plug will fit in a grounded outlet only one way. If it does not fit, contact a qualified electrician to install the proper outlet. Do not change the plug in any way. Do not use adapters
- The appliance should not be used near the presence of oxygen tanks or other flammable gasses
- Place the unit in a location away from the wall that allows air to move freely into, around and out of the unit

SAVE THESE INSTRUCTIONS

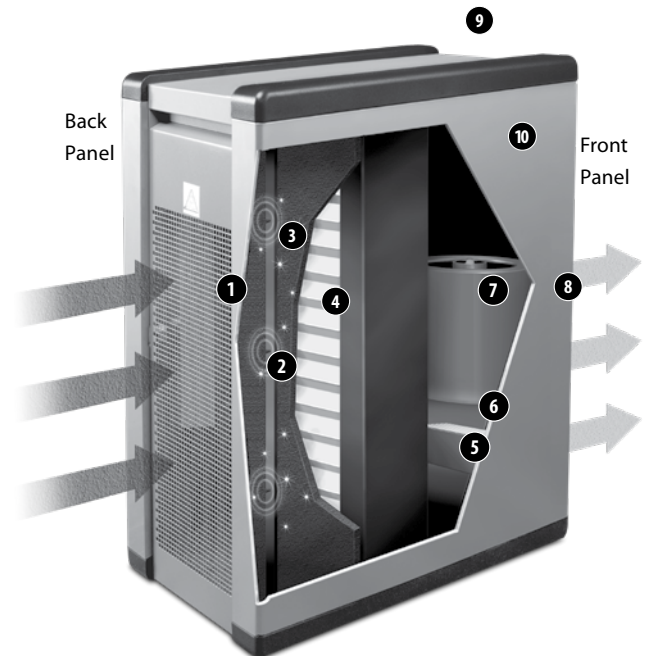
PRODUCT FEATURES

It is important to be familiar with the parts of the Beyond Guardian Air. If any parts are missing, call your local Beyond by Aerus location for replacement.



TEN UNIQUE TECHNOLOGIES

1. Directional air intake for less resistance
2. Multi-point ion generator creates electrically charged attraction to the filter
3. Carbon layer prefilters large particles and odors
4. Water-proof, polypropylene filter captures 99.97% of particles as small as 0.1 micron, performing at levels better than HEPA
5. UVC light is a germicidal lamp
6. ActivePure® Technology is a proprietary, active, Certified Space Technology that goes into the room to destroy contaminants on surfaces
7. 4-speed dual intake fan moves particles toward filter
8. Angled blades at emission point create dynamic air flow through room
9. Whisper quiet HEPA silent™ setting on 4-speed control knob
10. Durable all-steel construction for durability & sound-insulation.



OPERATION



WARNING: DO NOT place the unit:

- Directly on or near soft furnishing (such as bedding or curtains)
- Near electronically sensitive device such as a computer (within 6 in / 10 in)
- Near sources of heat (such as radiators, fireplaces or ovens).
- Near oxygen tanks or other combustible gases.
- Near water, outdoors or in damp or wet areas (such as bathrooms).

Place the Beyond Guardian Air in a location away from the wall that allows air to move freely into, around and out of the unit.

SETTINGS

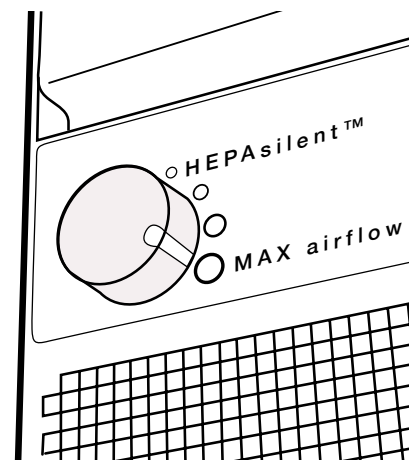
When turning the Beyond Guardian Air on, turn the speed control to maximum airflow for a few minutes of fast initial cleaning. Then adjust the control to the desired speed.

There are four settings on the Beyond Guardian Air:

1. HEPASilent
2. Moderate fan speed (for normal use)
3. Fast fan speed (for a large room)
4. Maximum operation (for fast initial cleaning)

For best results, run your Beyond Guardian Air 24 hours a day, 7 days a week. Continuous operation means you get a continuous supply of clean, purified air circulating throughout the room. Open windows and/or doors may affect the performance.

NOTE: Safety switch automatically turns power off when door is opened.



MAINTENANCE

Our air purifiers are designed for maximum improvement of indoor air with minimum impact on the environment.

The Beyond HEPA particle filter is made of polypropylene, an eco-friendly plastic. Unlike other common filters, our filter contains no aluminum, triclosan or other chemical additives.

All major parts are made from high-quality galvanized steel, not plastic. The steel housing is noise-muffling, providing quiet operation. The external parts have been powder coated for endurance and environmental protection.

The Beyond Guardian Air is energy efficient. From lowest to highest speed, it uses from 23 to 80 watts – no more than a lightbulb.

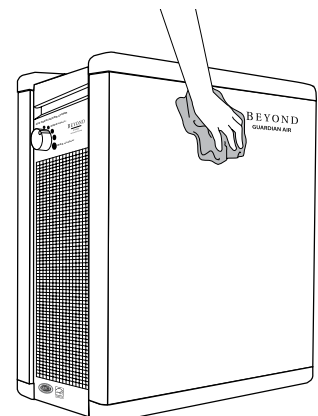
Beyond by Aerus® air purification systems are built for years of use.

KEEP YOUR BEYOND GUARDIAN AIR LOOKING GOOD AND WORKING WELL

The Beyond Guardian Air features award-winning design, materials and workmanship.

Keep your unit in top condition with these cleaning tips:

- Always unplug unit before cleaning.
- Wipe the exterior with a soft, clean, damp cloth.
- Vacuum the small inlets on each end panel with a soft brush attachment.
- Clean inside the ion chamber by opening the front door of the unit and opening the door of the ion chamber (right-hand side).
- Never clean with gasoline, chemical solvents or corrosive materials – they may damage the surface.



FILTERS

Beyond HEPA technology makes the Beyond Guardian Air incredibly quiet. Units come with one HEPASilent™ particle filter (installed).

The Beyond HEPA particle filter is made of polypropylene, which mechanically filters out airborne particles (dust, pollen, pet dander, mold spores and other airborne particles). To maximize filter effectiveness, particles are negatively charged before reaching the filter.

For optimal performance Beyond by Aerus recommends that you replace filter at least every 6 - 12 months, depending on usage.

NOTE: Use only Beyond by Aerus Beyond HEPA particle filters to ensure proper functioning and to qualify your unit for full warranty coverage.

ACTIVEPURE® CELL

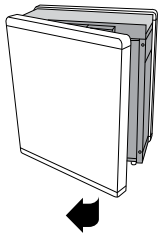
To maintain optimal performance, the UVC bulb should be replaced every 12 months and the ActivePure cell every two (2) years. The UVC bulb and ActivePure® Cell must be replaced by a Beyond by Aerus representative. For service, call your local franchise or 1-800-572-0502.

CHANGING THE FILTERS

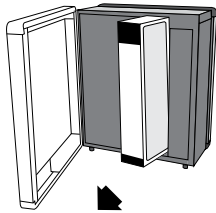


CAUTION: Disconnect power before changing filter.

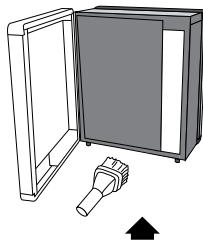
STEP 1:
Open the front door from the right hand side.



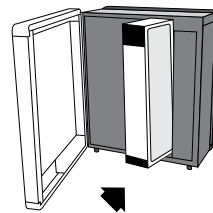
STEP 2:
Remove old filter.



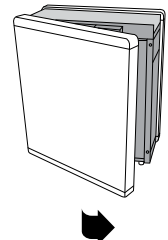
STEP 3:
Clean ion chamber.



STEP 4:
Replace with new Beyond HEPA particle filter.



STEP 5:
Close front door.



REPLACEMENT PARTS & SERVICE

REPLACEMENT PARTS (QTY)	Part Number
Beyond HEPA Filter (1)	49457
ActivePure® Cell	49716

Use this unit only in the manner intended by the manufacturer. If you have questions, contact Customer Service at 1-800-572-0502.

For prompt service, call your Beyond by Aerus representative or the nearest Beyond by Aerus location. Your authorized Beyond by Aerus location offers you the best in service both during and after the warranty period, as well as genuine Beyond by Aerus parts and supplies

Every effort is made to ensure that customers receive an up-to-date instruction manual on the use of Beyond by Aerus products; however, from time to time, modifications to our products may without notice make the information contained herein subject to alteration.

LIMITED ONE (1) YEAR WARRANTY

Increase Your Warranty to 5 Years -You can increase the length of your warranty to 5 years from the date of purchase by registering your Beyond Guardian Air at www.beyondbyaerus.com/register*.

WHAT IS COVERED BY THIS WARRANTY

What is Covered by this Warranty - Aerus warrants the Beyond Guardian Air, to the consumer subject to the conditions below, against defects in workmanship or material, provided that the products are returned to a Beyond by Aerus location within 1 year of date of purchase*.

MAINTENANCE REQUIREMENTS

Failure to use and maintain your Beyond Guardian Air in accordance with your Owner's Manual will void this warranty, including but not limited to, replacing your HEPA filters with genuine Beyond by Aerus filters every 6 - 12 months, depending on usage, replacing the UVC bulb with a genuine Beyond by Aerus part annually and replacing the ActivePure® Cell with a genuine Beyond by Aerus part every 2 years (proof of change may be required). Servicing your Beyond Guardian Air by parties other than an authorized Beyond by Aerus location and/or using parts other than genuine Beyond by Aerus parts will also void this warranty.

HOW TO OBTAIN WARRANTY SERVICE

Customers must contact their distributor or Customer Service and provide proof of purchase within the above time periods. We will repair or replace and return the product, without charge and within a reasonable period of time, subject to the conditions in the above paragraphs, if its examination shall disclose any part to be defective in workmanship or material. If we, in our discretion, are unable to repair the product after a reasonable number of attempts, we will provide either a refund of the purchase price or a replacement unit, at the company's option.

WHAT IS NOT COVERED BY THIS WARRANTY

This product is intended for household and commercial use. Ordinary wear and tear shall not be considered a defect in workmanship or material. These warranties do not apply for loss or damage caused by accident, fire, abuse, misuse, modification, misapplication, or by any repairs other than those provided by an authorized Beyond by Aerus location.

EXCLUSION OF OTHER WARRANTIES AND CONDITIONS

EXCEPT AS PROVIDED HEREIN, AERUS MAKES NO REPRESENTATION OR WARRANTY OF ANY KIND. ALL OTHER WARRANTIES OF ANY KIND, EXPRESS OR IMPLIED, ARE HEREBY EXPRESSLY DISCLAIMED, INCLUDING ANY IMPLIED WARRANTY OF MERCHANTABILITY OR FITNESS FOR A PARTICULAR PURPOSE.

UNAUTHORIZED CHANNELS & MISSING SERIAL NUMBERS

If a valid serial number is missing from the product, the warranty will be voided. Beyond by Aerus products are authorized for sale through Beyond by Aerus representatives only. Warranties are voided if a product is purchased through unauthorized channels, this includes websites that are not authorized to use Beyond by Aerus' trademarked names, images and logos as well as Internet auction sites (e.g. ebay and Craigslist). The only approved Internet presence for Beyond by Aerus products is www.beyondbyaerus.com. To confirm warranty coverage prior to purchasing a product, contact Beyond by Aerus at 800.572.0502 with the serial number located on the back of the unit.

LIMITATION OF LIABILITY FOR SPECIAL, INCIDENTAL OR CONSEQUENTIAL DAMAGES

BEYOND BY AERUS SHALL NOT IN ANY CASE BE LIABLE FOR SPECIAL, INCIDENTAL OR CONSEQUENTIAL DAMAGES ARISING FROM BREACH OF EXPRESS OR IMPLIED WARRANTIES, CONDITIONS, GUARANTEES OR REPRESENTATIONS, BREACH OF CONTRACT, NEGLIGENCE OR ANY OTHER LEGAL THEORY. Such excluded damages include, but are not limited to, loss of profits or revenue and loss of the use of the products.

FOR U.S. APPLICATION ONLY

This warranty gives you specific legal rights, and you may also have other rights which vary from state to state. Some states do not allow limitations on warranties, or on remedies for breach. In such states, the above limitations may not apply to you.

FOR CANADIAN APPLICATION ONLY

Exclusion of Subsequent Owners: Except as otherwise required by applicable legislation, this warranty is not transferable. This warranty gives you specific legal rights and you may also have other rights which vary from province to province. Some provinces and territories do not allow limitations on warranties, or on remedies for breach. In such provinces or territories, the above limitations may not apply to you.

If any provision of this warranty or part thereof is held by a court of competent jurisdiction to be invalid, illegal or unenforceable, the validity, legality and enforceability of the remaining provisions or parts thereof will not in any way be affected or impaired within the jurisdiction of that court. This entire warranty shall continue to be valid, legal and enforceable in any jurisdiction where a similar determination has not been made.

This warranty is provided by:

Aerus, LLC
300 East Valley Drive,
Bristol, VA 24201

SERVICE

Every effort is made to ensure that customers receive an up-to-date instruction manual on the use of our products; however, from time to time, modifications to our products may without notice make the information contained herein subject to alteration. For the latest information, please call customer service at (800) 572-0502.

*Warranty does not include consumable items.

This equipment has been tested and found to comply with the limits for a Class B digital device, pursuant of part 15 of the FCC Rules. These limits are designed to provide reasonable protection against harmful interference in a residential installation. This equipment generates, uses, and can radiate radio frequency energy, and if not installed and used in accordance with the instructions, may cause harmful interference to radio communications. However, there is no guarantee that interference will not occur in a particular installation. If this equipment does cause harmful interference to radio or television, which can be determined by turning the equipment off and on, the user is encouraged to try to correct the interference by one or more of the following measures:

Reorient or relocate the receiving antenna.

Increase the separation between the equipment and receiver.

Connect the equipment into an outlet on a circuit different from that to which the receiver is connected.

Consult the Independent Contractor for help.

FCC Declaration of Conformity

Name: Aerus LLC

Model: F159G

Manufacturer: Aerus LLC

This device complies with Part 18 of the FCC Rules.

RESPONSIBLE PARTY

Aerus LLC

300 East Valley Drive

Bristol, VA 24201

Ph: 800.572.0502

Signature: _____



Printed Name: Andrew Eide

Title: Vice President of Product Development
and Manufacturing

Date: 02/25/18

BEYOND[®]

BY AERUS

INNOVATION PRODUCTS

www.karlacontract.ch